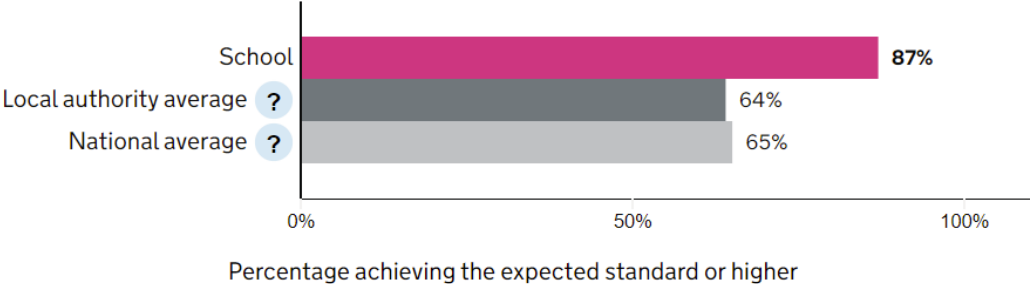


St James the Less - Headline Performance measures for Key Stage 2

Reading, writing and maths combined ?

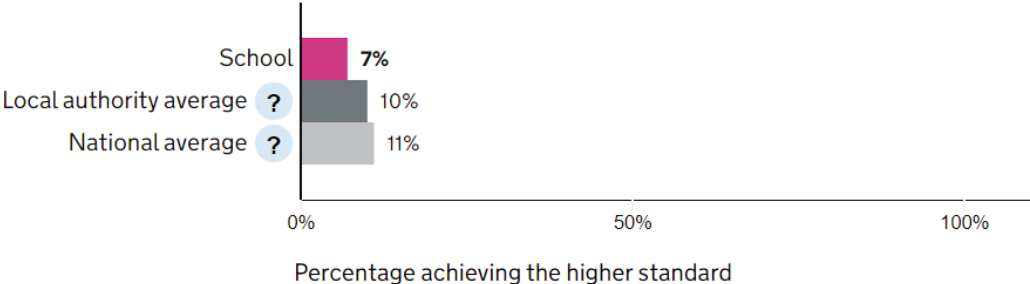
Percentage of pupils achieving the expected standard or higher ?

Number of pupils = 30



Percentage of pupils achieving the higher standard ?

Number of pupils = 30

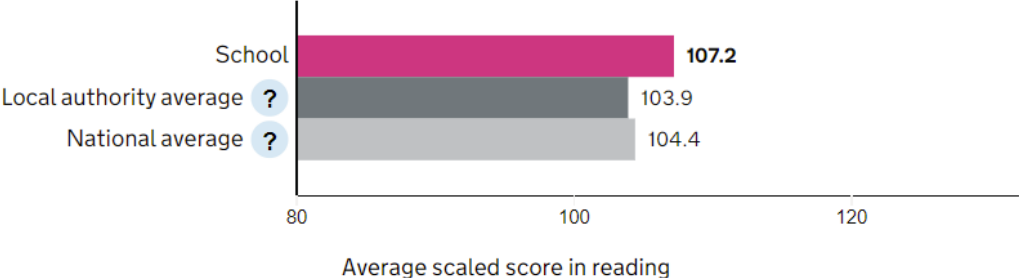


St James the Less - Headline Performance measures for Key Stage 2

Average scaled score in:

Reading ?

Number of pupils = 30

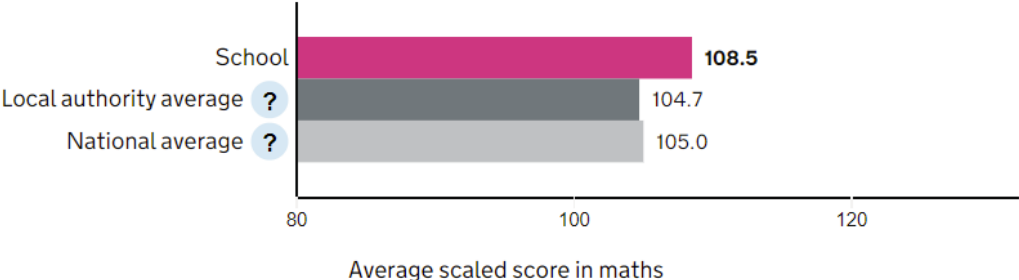


[Explore data in detail](#)

[View pupil breakdown](#)

Maths ?

Number of pupils = 30

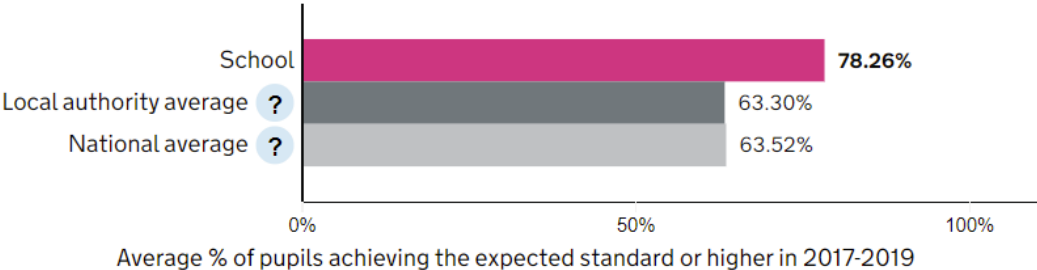


St James the Less - Headline Performance measures for Key Stage 2

Key Stage 2 three year averages

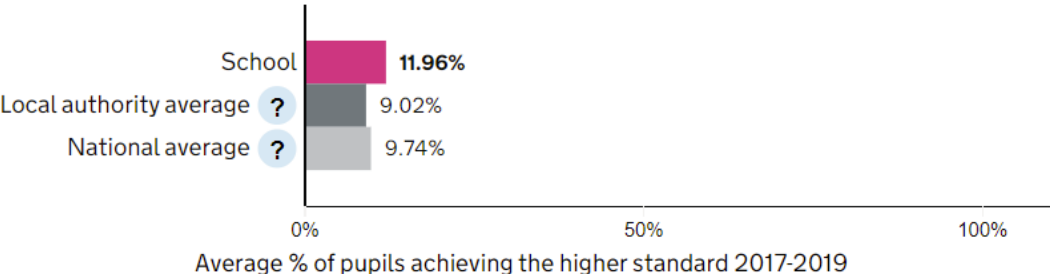
Percentage of pupils achieving expected standard in reading, writing and maths, 2017-2019

Number of pupils in 2017 = 32
Number of pupils in 2018 = 30
Number of pupils in 2019 = 30



Percentage of pupils achieving higher standard in reading, writing and maths, 2017-2019 (three year average)

- Number of pupils in 2017 = 32
- Number of pupils in 2018 = 30
- Number of pupils in 2019 = 30

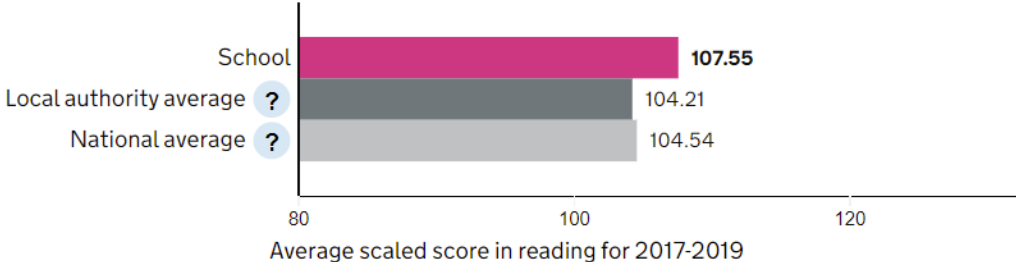


St James the Less - Headline Performance measures for Key Stage 2

Average scaled score in:

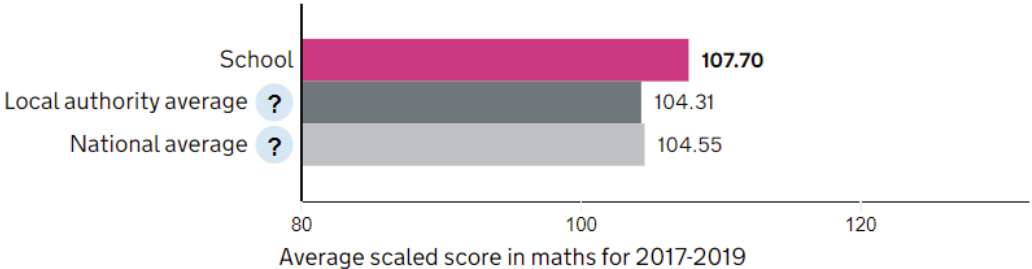
Reading, 2017-2019 ?

Number of pupils in 2017 = 32
Number of pupils in 2018 = 30
Number of pupils in 2019 = 30



Maths, 2017-2019 ?

Number of pupils in 2017 = 32
Number of pupils in 2018 = 30
Number of pupils in 2019 = 30



St James the Less - Headline Performance measures for Key Stage 2

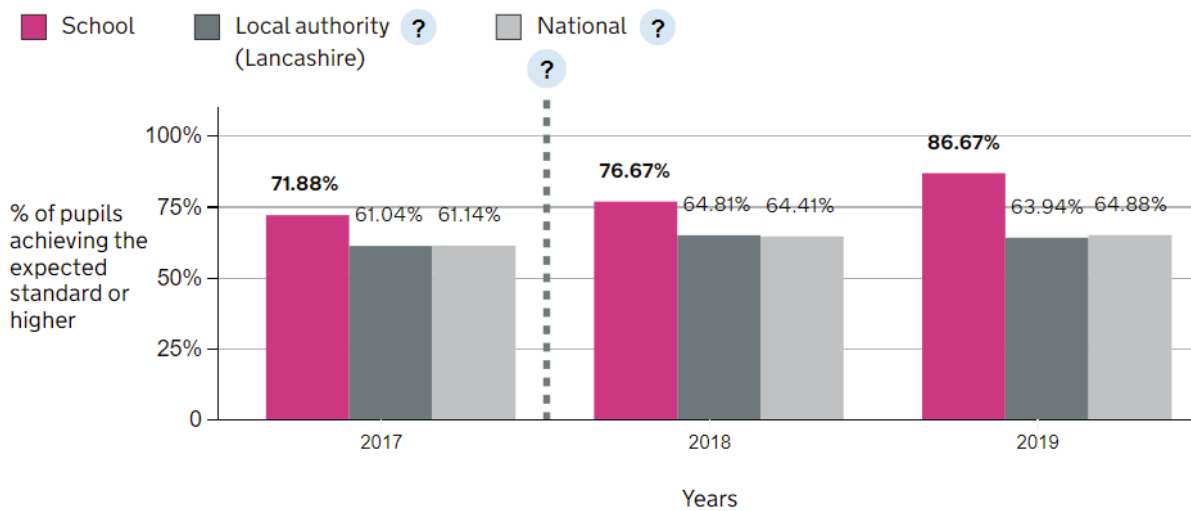
Reading, writing and maths combined

Percentage of pupils achieving the expected standard or higher

Number of pupils in 2017 = 32

Number of pupils in 2018 = 30

Number of pupils in 2019 = 30

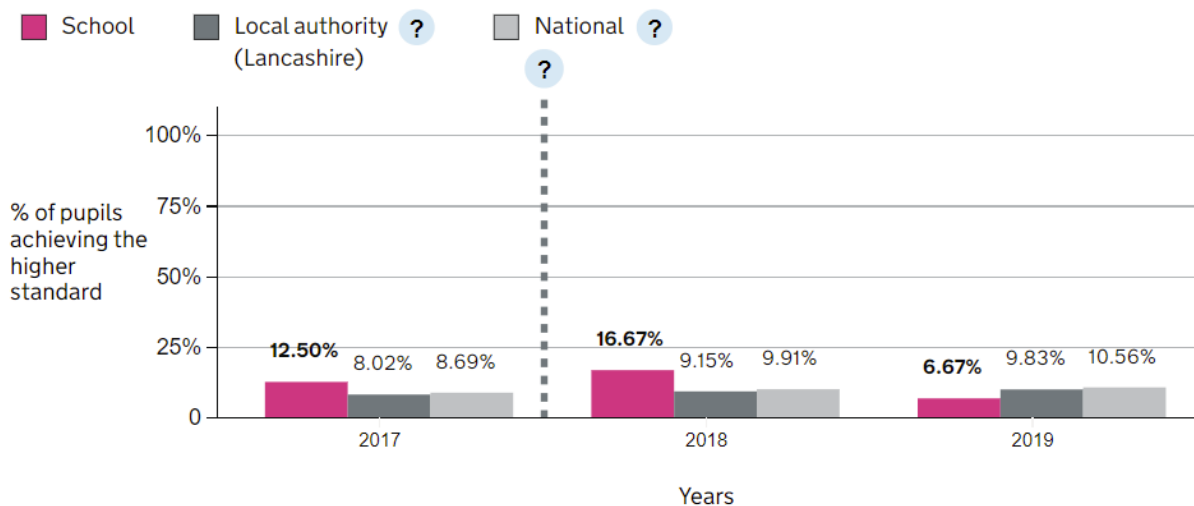


Percentage of pupils achieving the higher standard ?

Number of pupils in 2017 = 32

Number of pupils in 2018 = 30

Number of pupils in 2019 = 30



St James the Less - Headline Performance measures for Key Stage 2

Key Stage 2 – three year averages compared to local authority and national

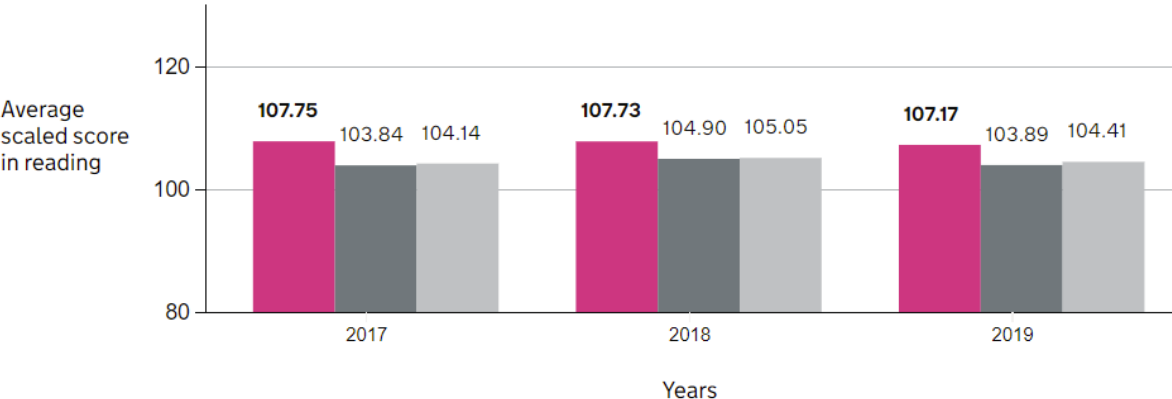
Reading ?

Number of pupils in 2017 = 32

Number of pupils in 2018 = 30

Number of pupils in 2019 = 30

■ School ■ Local authority (Lancashire) ? ■ National ?



Maths ?

Number of pupils in 2017 = 32

Number of pupils in 2018 = 30

Number of pupils in 2019 = 30

■ School ■ Local authority (Lancashire) ? ■ National ?

